



SELF-GENERATION  
INCENTIVE PROGRAM

# SGIP 1st Quarterly Workshop of 2026

*April 9, 2026*





SELF-GENERATION  
INCENTIVE PROGRAM

# Welcome and Introductions

*Ron Moreno, PG&E*



# Introduction



SELF-GENERATION  
INCENTIVE PROGRAM

## PROGRAM ADMINISTRATORS

### **SCE:**

- Adriana Sepulveda
- Desiree Granados
- Scot Mann

### **SoCalGas:**

- Julio Robles
- Laura Diaz
- Adrian Martinez
- Ashley Pezikian
- Jan Santos

### **PG&E:**

- Ron Moreno
- Tiffanie Gulley

### **CSE:**

- Shalene Pierce
- Dema Tzamaras
- Jess Hilton
- Lupe Knox

### **LADWP:**

- Christian Kroupa
- Narek Abcarian
- Stephanie Macoritto
- Eric Escamilla
- Natalie Benavidez
- Samer Fakhro

# Introduction (continued)



SELF-GENERATION  
INCENTIVE PROGRAM

## AESC (Technical)

- Dara Salour
- Stephanie Raya

## Energy Division (CPUC)

- Gabriel Petlin
- John Cortez

## Verdant

- Brian McAuley
- William Marin



# Agenda



SELF-GENERATION  
INCENTIVE PROGRAM

- 9:05 **Welcome, Introductions** *(Ron Moreno, PG&E)*
- 9:10 **Teams Meeting Information and Safety Message** *(Ron Moreno, PG&E)*
- 9:15 **Program Metrics** *(Desiree Granados, SCE)*
- 9:25 **Regulatory Update** *(Julio Robles, SoCalGas)*
- 9:40 **Solar Inverter Derating** *(Dara Salour, AESC)*
- 9:50 **RSSE Project Cost Documentation** *(Ron Moreno, PG&E)*
- 10:20 **Verdant M&E Update** *(Brian McAuley, Verdant)*
- 10:40 **1st Quarter SGIP Workshop Q&A** *(Ron Moreno, PG&E)*
- 12:15 **Conclude 1st Quarter SGIP Workshop**



SELF-GENERATION  
INCENTIVE PROGRAM

# Teams Meeting Information




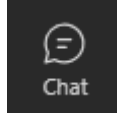
*Ron Moreno, PG&E*



# Teams Meeting



SELF-GENERATION  
INCENTIVE PROGRAM

Function	Teams Icon
Controls	
Mute – <i>Remain muted unless called on</i>	
Raise Your Hand – <i>Wait until you are confirmed to speak on the chat or host</i>	
Type Your Question or Comment	



SELF-GENERATION  
INCENTIVE PROGRAM

# Program Metrics

*Desiree Grandos, SCE*



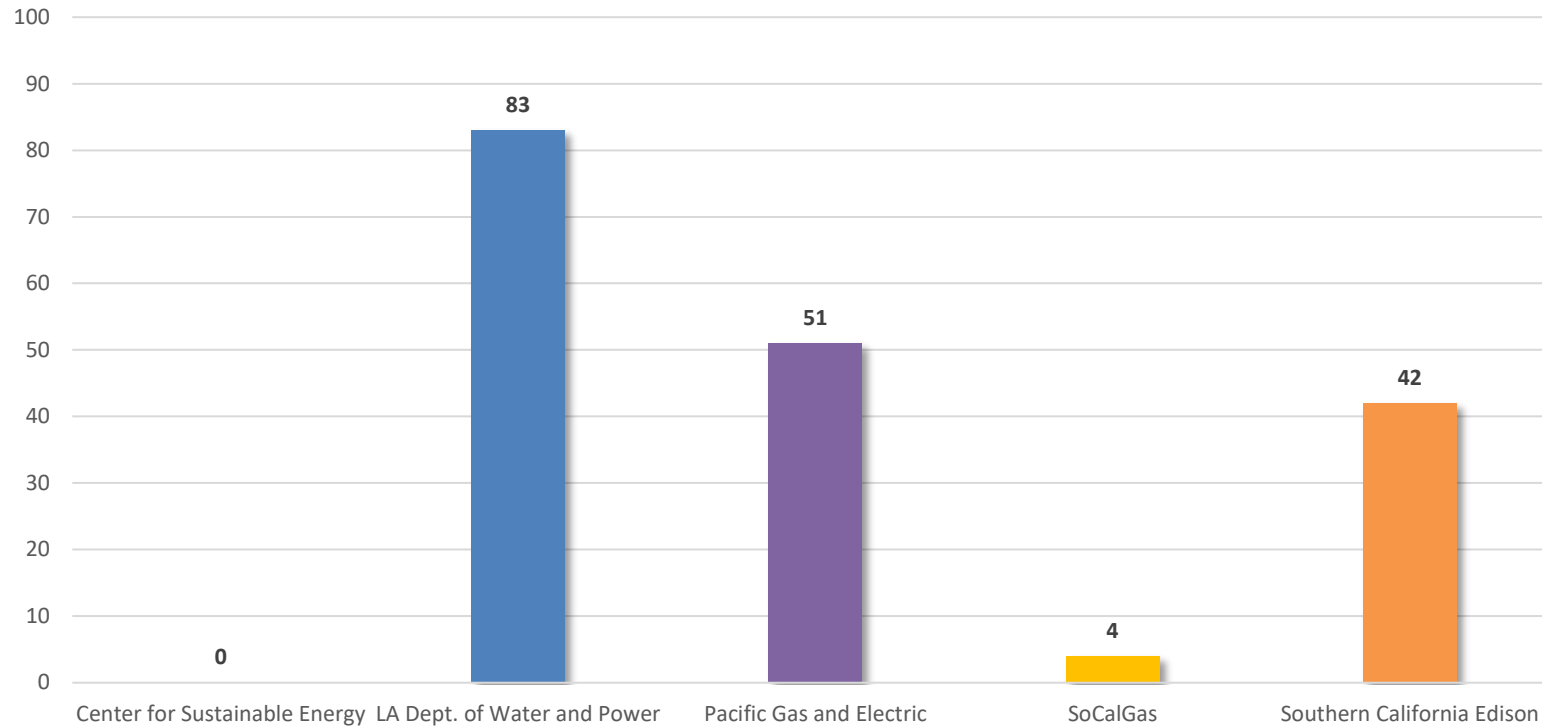
# Program Metrics

Data Jan 2026 – Mar 24, 2026



SELF-GENERATION  
INCENTIVE PROGRAM

2026 Total Applications Submitted by PA



Does not include cancellations and waitlist projects

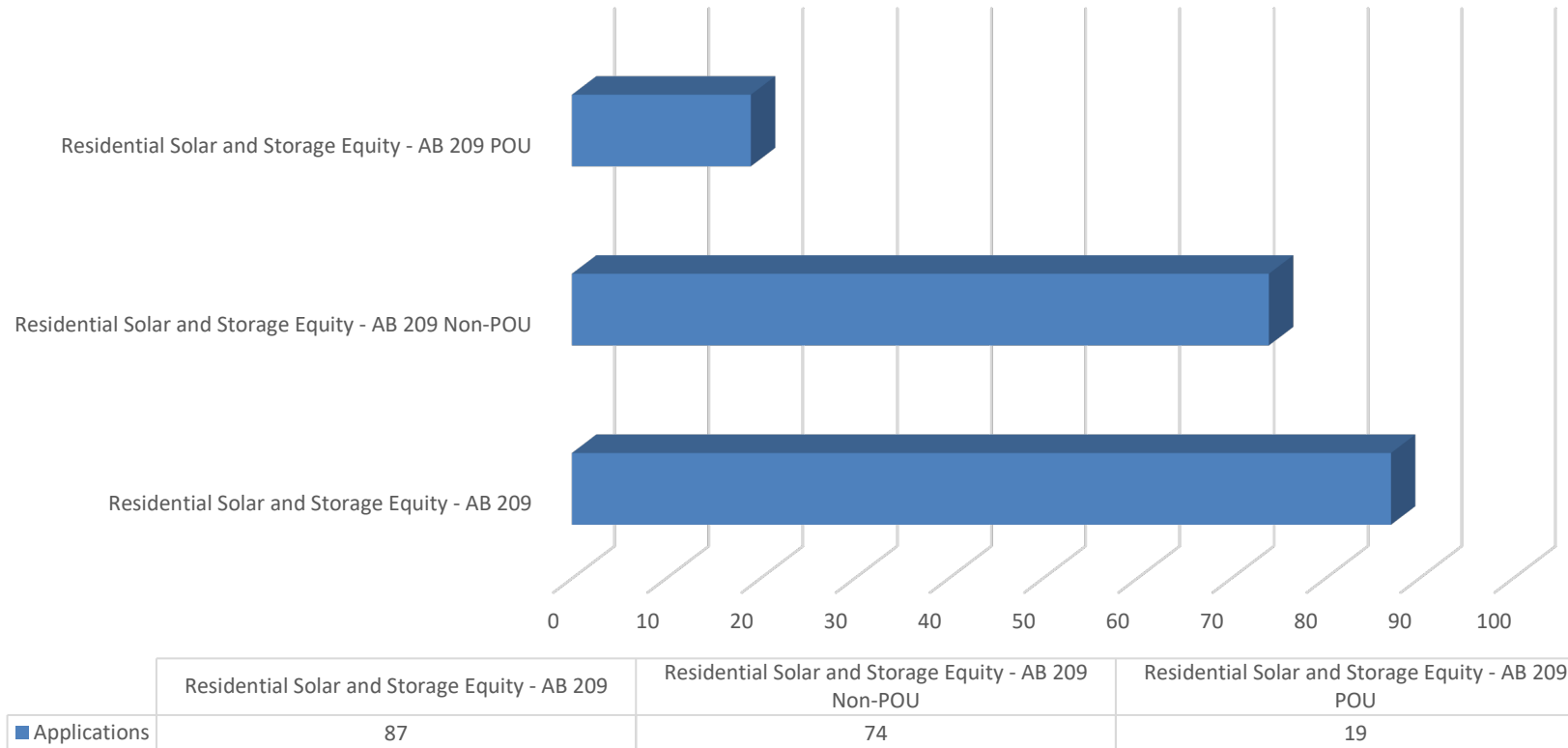
# Program Metrics

Data Jan 2026 – Mar 24, 2026



SELF-GENERATION  
INCENTIVE PROGRAM

### 2026 Total Applications by Budget Category



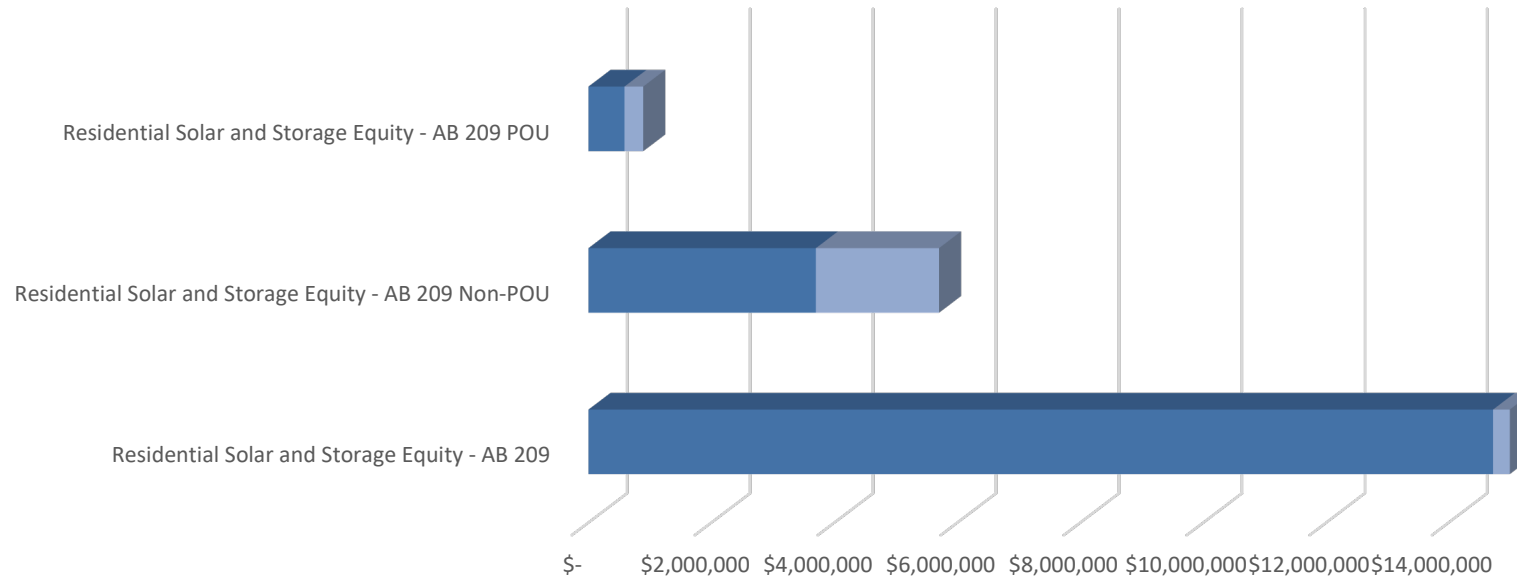
# Program Metrics

Data Jan 2026 – Mar 24, 2026



SELF-GENERATION  
INCENTIVE PROGRAM

2026 Total Incentive Dollars by Budget Category



	Residential Solar and Storage Equity - AB 209	Residential Solar and Storage Equity - AB 209 Non-POU	Residential Solar and Storage Equity - AB 209 POU
■ Total Incentive (\$)	\$14,725,232.13	\$3,697,777.01	\$584,659.33
■ Solar Incentive (\$)	\$10,401,156.26	\$2,002,854.00	\$305,729.53

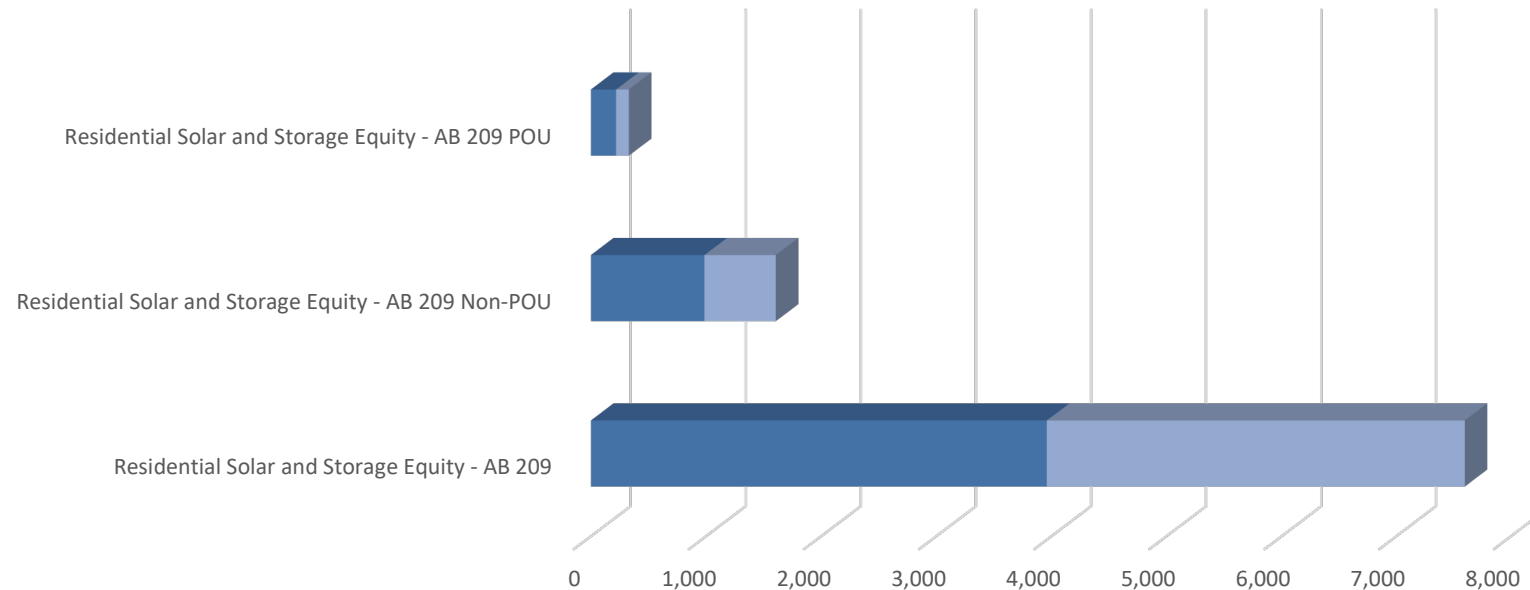
# Program Metrics

Data Jan 2026 – Mar 24, 2026



SELF-GENERATION  
INCENTIVE PROGRAM

### 2026 Total Storage Rated Capacity (kW) by Budget Category



	Residential Solar and Storage Equity - AB 209	Residential Solar and Storage Equity - AB 209 Non-POU	Residential Solar and Storage Equity - AB 209 POU
■ Storage Rated Capacity [kW]	3,959.99	986.06	218.68
■ CSI Rating [kW]	3,637.50	619.48	110.67

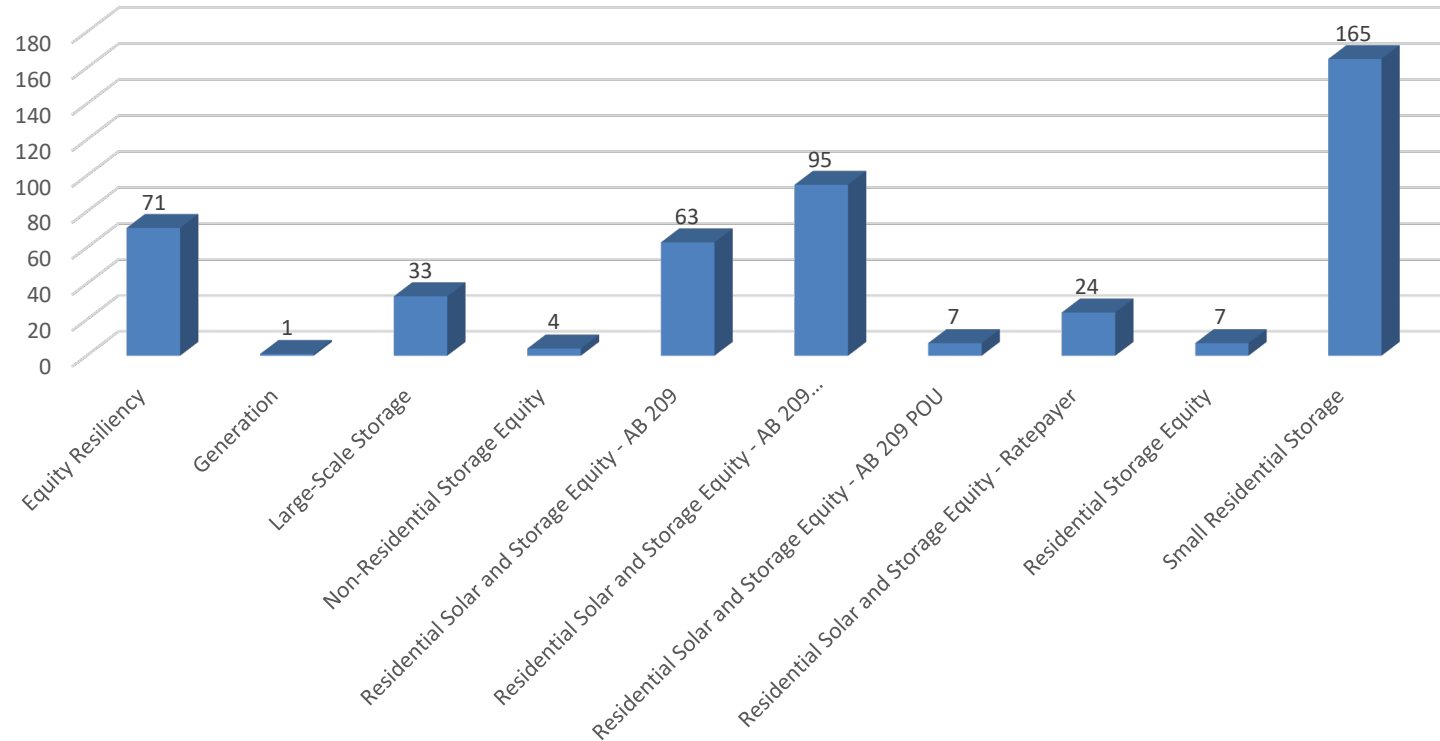
# Program Metrics

Data Jan 2026 – Mar 24, 2026



SELF-GENERATION  
INCENTIVE PROGRAM

## 2026 Cancellations



# Program Metrics

As of March 24, 2026



SELF-GENERATION  
INCENTIVE PROGRAM

Budget Category	CSE	SCE	SCG	PG&E	LADWP
Residential Solar and Storage Equity - AB 209	Waitlist		Waitlist		Waitlist
Residential Solar and Storage Equity - AB 209 POU		Open \$1,000,000.00		Waitlist	
Residential Solar and Storage Equity - AB 209 Non-POU		Waitlist		Waitlist	

[https://www.selfgenca.com/home/program\\_metrics/](https://www.selfgenca.com/home/program_metrics/)

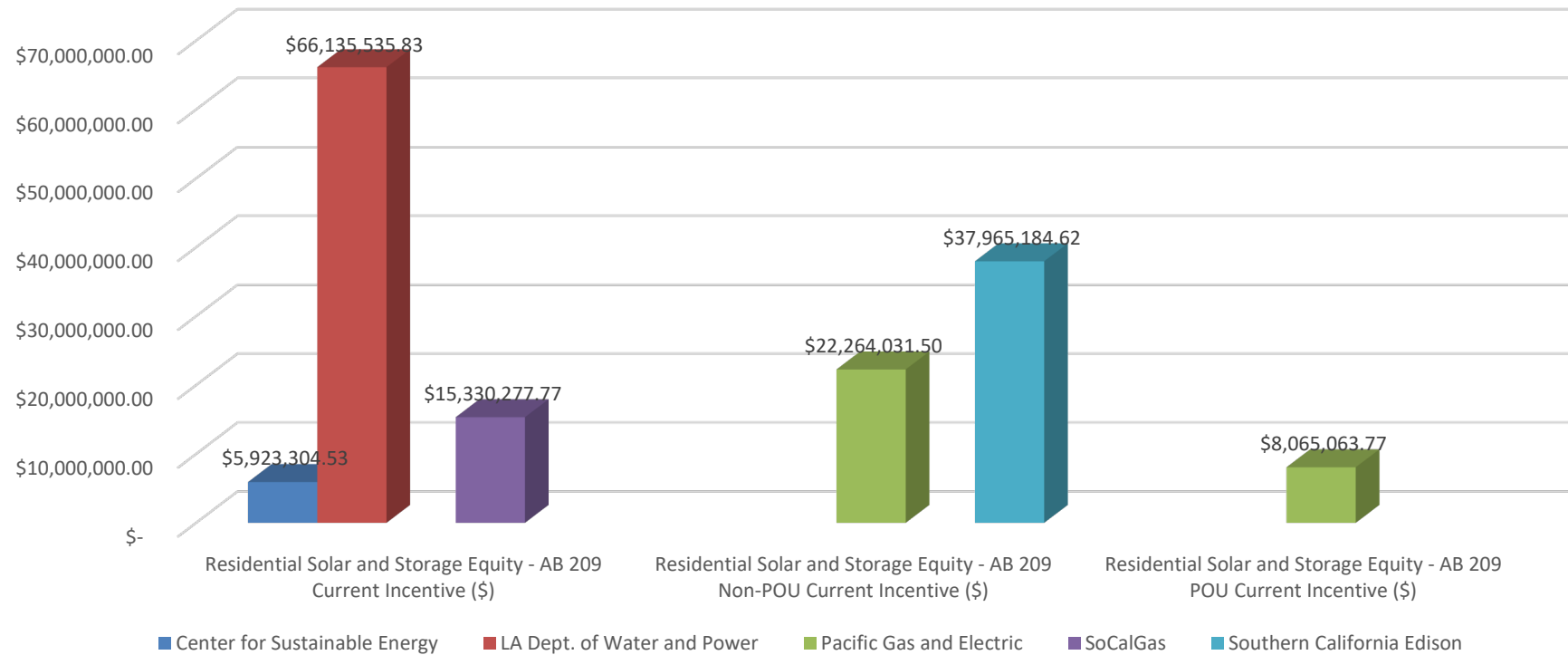
# Program Metrics

Data Jan 2026 – Mar 24, 2026



SELF-GENERATION  
INCENTIVE PROGRAM

## Waitlist



# Program Metrics



SELF-GENERATION  
INCENTIVE PROGRAM

Questions?



SELF-GENERATION  
INCENTIVE PROGRAM

# Regulatory Update

*Julio Robles, SoCalGas*



# Regulatory Update



## Resolution E-5430: Changes to ITC treatment in SGIP

- Approved in the Dec 18<sup>th</sup> CPUC Voting Meeting:
  - Adopted TPO Consumer Protections
  - Requires all projects claiming less than 30% ITC to submit supporting documentation showing:
    - a. Why the project is ineligible for the ITC?
    - b. Why the project could not be TPO?
  - Directed PAs to file a Tier 2 Advice Letter within 45 days of learning of any material changes to the tax credit to implement the needed handbook and database changes.

# Regulatory Update



## **Assigned Commissioner's Ruling (ACR) on Enhancing Verification of SGIP Total Eligible Project Cost (TEPC) Before Distributing incentive payments**

- ACR issued on Feb 20<sup>th</sup>, comments were due on March 18<sup>th</sup>.
- Seeking comments on why RSSE project costs are significantly higher than both SGIP incentive levels and statewide market averages, and how the gap between TEPC and available incentives is being financed, including whether customers are paying the difference.
- Requires PAs to notify affected applicants, adjust TEPC and incentives when costs cannot be verified, and potentially disqualify developers who consistently overstate costs.
- Directs PAs to strengthen their verification of TEPC, requiring additional cost documentation for any project with a TEPC exceeding 90% of the maximum SGIP incentive effective immediately. Projects between 90–100% must submit equipment and labor receipts, while those above 100% will face more extensive verification requirements to be developed by the PAs and Energy Division.

# Regulatory Update



## **Assigned Commissioner's Ruling (ACR) on Verification of SGIP High Total Eligible Project Cost (TEPC) Before Distributing Incentive Payments**

- ACR issued on March 13<sup>th</sup>, comments included with the Feb 20<sup>th</sup> ACR comments due March 18<sup>th</sup>.
- A 2<sup>nd</sup> ruling addressed more extensive verification requirements for SGIP RSSE projects whose TEPC exceeding 100% of the maximum SGIP incentive effective immediately.
- Directs PAs to verify equipment, labor, and all other cost categories before issuing incentive payments, including requiring detailed receipts, invoices, and a Supplemental Cost Verification Form explaining high costs.
- Developers may alternatively submit program wide documentation to set a baseline TEPC for all RSSE projects.
- Projects will be grouped for review at ICF stage based on TEPC levels, interconnection dates, and customer out-of-pocket costs. Projects with high TEPC are subject to possible audits and partial withholding of incentives.

# Regulatory Update



## **Denial of Bloom Energy's Petition For Modification of D.11-09-015**

- Proposed Decision (PD) approved at the Feb 26<sup>th</sup> CPUC Voting Meeting
- PD was issued denying a petition filed by Bloom Energy asking that the CPUC modify the established export to grid sizing limitation to make biogas projects using modern high-efficiency systems more viable under SGIP and provide additional resiliency and emissions benefits.
- The CPUC finds the petition justification insufficient because it was filed nearly 13 years after the original decision, which is outside the one-year limit, and Bloom failed to justify why it could not have filed sooner.

# Regulatory Update



## **Denial of ENGIE Petition For Modification of D.21-06-005**

- PD approved on March 19 CPUC Voting Meeting.
- ENGIE filed a PFM on October 4, 2024, requesting wastewater treatment plants (WWTPs) be exempted from the SGIP requirement that on-site biogas used in internal combustion engine projects must contain at least 96 percent methane.
- The PD finds the PFM failed to provide a sufficient justification for why it could not have filed a PFM with this argument within one year of the effective date of D.21-06-005.

# Regulatory Update



SELF-GENERATION  
INCENTIVE PROGRAM

Questions?



SELF-GENERATION  
INCENTIVE PROGRAM

# Impact of Inverter Cap on System Sizing and Incentives

Presented by AESC (a Franklin  
Energy Company)



# Agenda



SELF-GENERATION  
INCENTIVE PROGRAM

- PV Watts Inputs and Outputs
- Impact of DC to AC Ratio on Energy Storage System Sizing
- Impact of DC to AC Ratio on Energy Storage System and Solar System Incentives
- Impact of the Inverter Cap on the Solar System Incentive
- Conclusions
- Recommendations

# PV Watts Inputs



SELF-GENERATION  
INCENTIVE PROGRAM

RESOURCE DATA **SYSTEM INFO** RESULTS

## SYSTEM INFO

Modify the inputs below to run the simulation.

**RESTORE DEFAULTS**

**DC System Size (kW):**  [i](#)

**Module Type:**  [i](#)

**Array Type:**  [i](#)

**System Losses (%):**  [i](#) [Loss Calculator](#)

**Tilt (deg):**  [i](#)

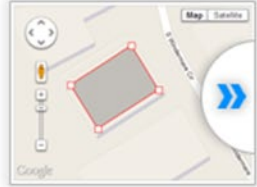
**Azimuth (deg):**  [i](#)

**Advanced Parameters**

**DC to AC Size Ratio:**  [i](#)

### Rooftop Size Estimator

Click below to estimate the system size from your roof area on a map. (optional)



# PV Watts DC to AC Ratio



SELF-GENERATION  
INCENTIVE PROGRAM

## Documentation ✕

- GET STARTED
- SOLAR RESOURCE DATA**
- SYSTEM INFO**
  - System Size (DC kW)
  - Module Type
  - Array Type
  - System Losses
  - System Losses Categories
  - Tilt
  - Azimuth
  - DC to AC Size Ratio

### DC to AC Size Ratio

The DC to AC size ratio is the ratio of the array's DC rated size to the inverter's AC rated size. For the default value of 1.2, a 4 kW system size would be for a 4 DC kW array at standard test conditions (STC) and  $4 \text{ DC kW} / 1.2 = 3.33 \text{ AC kW}$  inverter.

For a system with a high DC to AC size ratio, for times when the array's DC power output exceeds the inverter's rated DC input power, the inverter limits the array's power output by increasing the DC operating voltage, which moves the array's operating point down its current-voltage (I-V) curve. PVWatts<sup>®</sup> models this effect by limiting the inverter's power output to its rated AC size. You can see that in the hourly results, by clicking the Hourly link below the table of Results on the Results page.

The default value of 1.20 is reasonable for most systems. A typical range is 1.10 to 1.25, although some large-scale systems have ratios as high as 1.50. The optimal value depends on the system's location, array orientation, and module and inverter costs.







# Incentive Effect of DC to AC Ratio



SELF-GENERATION  
INCENTIVE PROGRAM

- Sizing based on ESST:
  - DC to AC Ratios between 1.0 and 1.2 result in higher eligible energy storage capacity, and higher possible storage incentive.
  - DC to AC Ratios higher than 1.2 result in lower eligible energy storage capacity, and lower possible storage incentive due to the limitation on PV generation placed by the ratio.
- PV incentive done in SGIP portal.
  - DC/AC Ratio has no effect on solar incentive.
  - If solar is incentivized. Incentive based on lesser of maximum continuous inverter AC output or CSI rating.

# Incentive Effect of Inverter Cap on Solar Incentive



SELF-GENERATION  
INCENTIVE PROGRAM

	Model	Qty.	PTCRating (W) per panel	Design Factor	CEC-ACRating (kW)	CSI Rating (kW)	Incentive
Panels	JA Solar JAM54S31-405/MR	10	1000	93.564%	9.650	9.029	\$ 27,989.67

	Model	Qty.	Rating (kW)	Efficiency	Inverter Output (kW)	Incentive
Inverter	NeoVolta Inc. NV7600 [240V]	1	10	96.5%	10	\$ 27,989.67

1:1

	Model	Qty.	Rating (kW)	Efficiency	Inverter Output (kW)	Incentive
Inverter	NeoVolta Inc. NV7600 [240V]	1	8.33	96.5%	8.33	\$ 25,833.33

1.2:1

	Model	Qty.	Rating (kW)	Efficiency	Inverter Output (kW)	Incentive
Inverter	NeoVolta Inc. NV7600 [240V]	1	6.67	96.5%	6.67	\$ 20,666.67

1.5:1

	Model	Qty.	Rating (kW)	Efficiency	Inverter Output (kW)	Incentive
Inverter	NeoVolta Inc. NV7600 [240V]	1	5	96.5%	5	\$ 15,500.00

2:1

# Conclusions



- The DC to AC ratio in PVWatts affects the output of the solar system.
- DC to AC ratios between 1 and 1.2 result in optimal solar output and may not reflect the impact of an under sized solar inverter on solar output.
- The output of the solar system affects the amount of excess PV generation in the summer months and therefore the eligible energy storage system size.

# Recommendations by AESC



- In the upcoming Handbook changes revise sections 4.2.4 and 7.3 to require that applicants adjust the DC to AC ratio in PV Watts to accurately reflect the limitations placed on the solar output by the inverter capacity.
- The CSI EPBB calculator does a check to see if the solar inverter rating is significantly lower than the DC rating of the solar array and if so, fails to run. This check does not appear to be present in the SGIP EPBB calculator.
  - A similar check could be implemented in the SGIP EPBB Calculator by Energy Solutions.

# Solar Inverter Derating



SELF-GENERATION  
INCENTIVE PROGRAM

Questions?



SELF-GENERATION  
INCENTIVE PROGRAM

# RSSE Project Cost Documentation

*Ron Moreno, PG&E*



# RSSE Project Cost Documentation



SELF-GENERATION  
INCENTIVE PROGRAM

All projects reporting a Total Eligible Project Cost (TEPC) over 90 percent of the maximum SGIP incentive for the system size, must provide further TEPC verification at the Incentive Claim Form stage before the project can be paid.

To calculate the TEPC versus the maximum incentive, the PAs are using the following formula:

Maximum SGIP Incentive is calculated based on the capacity of the energy storage system in kWh and the CEC-AC rating of the solar system.

Example:  $13.2 \text{ kWh} \times \$1.10/\text{Wh} = \$14,520$  allowable storage cost,  $5 \text{ kW (CEC-AC)} \times \$3.10/\text{W} = \$15,500$  allowable solar cost,  $\$30,020 =$  maximum SGIP Incentive. The actual SGIP incentive may be lower for the project depending on factors such as the CSI rating and storage step-down structure.

# RSSE Project Cost Documentation cont.



SELF-GENERATION  
INCENTIVE PROGRAM

TEPC	TEPC Verification Required at ICF
At or below 90% of the maximum SGIP incentive	Processed following existing SGIP procedures
Above 90% and at or below 100% of the maximum SGIP incentive	Submit receipts for the system equipment and labor contracts covering the construction and installation (i.e. labor) costs*
Above 100% of the maximum SGIP incentive	<ul style="list-style-type: none"><li>• Submit receipts for the system equipment and labor contracts covering the construction and installation (i.e. labor) costs.</li><li>• Any other invoices or documentation needed to validate each cost category reported at ICF to justify the full TEPC.</li><li>• RSSE Cost Verification Form</li></ul>

\*As a substitute to a labor contract, a document describing the salary range of the employee and the hours worked on the project would be sufficient.

# RSSE Project Cost Documentation cont.



## RSSE TEPC Baseline Pathway

Through this pathway, the developer must provide receipts or documentation to support the average project cost for each cost category reported at ICF. Documentation may include total financing costs for cost of capital, a bulk invoice for system equipment that can be averaged on a per module basis, and estimated hours worked and salary for the typical project.

For projects with a TEPC under the baseline the developer is proposing to establish, the developer must accurately represent these lower costs at ICF. For projects with a TEPC over the baseline, the developer must submit additional TEPC verification documentation to support the project-specific higher TEPC. For example, a project that includes a panel upgrade (up to the \$3,500 cap allowed in SGIP) or that had higher installation and construction costs due to building complexity must provide supplementary documentation.

For any pathway, if a PA identifies through cost verification, that an applicant has consistently overstated the TEPC for their projects, the PAs have existing authority to cancel all the applicant's projects on the waitlist and disqualify the developer from submitting new applications.

# RSSE Project Cost Documentation



SELF-GENERATION  
INCENTIVE PROGRAM

Questions?



SELF-GENERATION  
INCENTIVE PROGRAM

# Q & A

(Open now for all topics)





SELF-GENERATION  
INCENTIVE PROGRAM

# Thank You



# SGIP PA Contacts



SELF-GENERATION  
INCENTIVE PROGRAM

SoCalGas

[selfgeneration@socalgas.com](mailto:selfgeneration@socalgas.com)

PG&E

[selfgen@pge.com](mailto:selfgen@pge.com)

SCE

[SGIPGroup@sce.com](mailto:SGIPGroup@sce.com)

CSE

[sgip@energycenter.org](mailto:sgip@energycenter.org)

LADWP

[sgip@ladwp.com](mailto:sgip@ladwp.com)